

If you have any questions, please contact me at [jamie@teachmommyteach.com](mailto:jamie@teachmommyteach.com)

Thank you for downloading!

You May:

- use these resources in your own home or classroom for non-commercial use.
- print as many copies as you would like.
- share the website link, <https://teachmommyteach.com/>, where this printable can be found, so that others can download the file.

You May NOT:

- sell, give away, or share a printed copy. Each person should download separately and print.
- print out a copy for multiple teachers, as in an entire school, co-op, or other group. Each teacher should download separately and print.
- link directly to the pdf. Instead, link to the page on <https://teachmommyteach.com/> or <https://teacherspayteacher.com/> where you found the download.
- claim this or any part of this printable as your own.
- alter this printable and claim it as your own.
- host any of the files on your personal or other websites that can be shared with others.
- Upload this resource to any file sharing sites

Credits!! Thank you Speaking of Images and Open Clipart!



<https://www.teacherspayteachers.com/Store/Speaking-Of-Images>



<https://openclipart.org/>

# First Stories Book 6: Dot and the Big Cat

## Pre-Reading Worksheets

Your child will practice *CVC* words and a *CCVC* word, *crab*.

Name: \_\_\_\_\_

Match the word to the picture.

red



dog



hen



cat



crab



fat



big

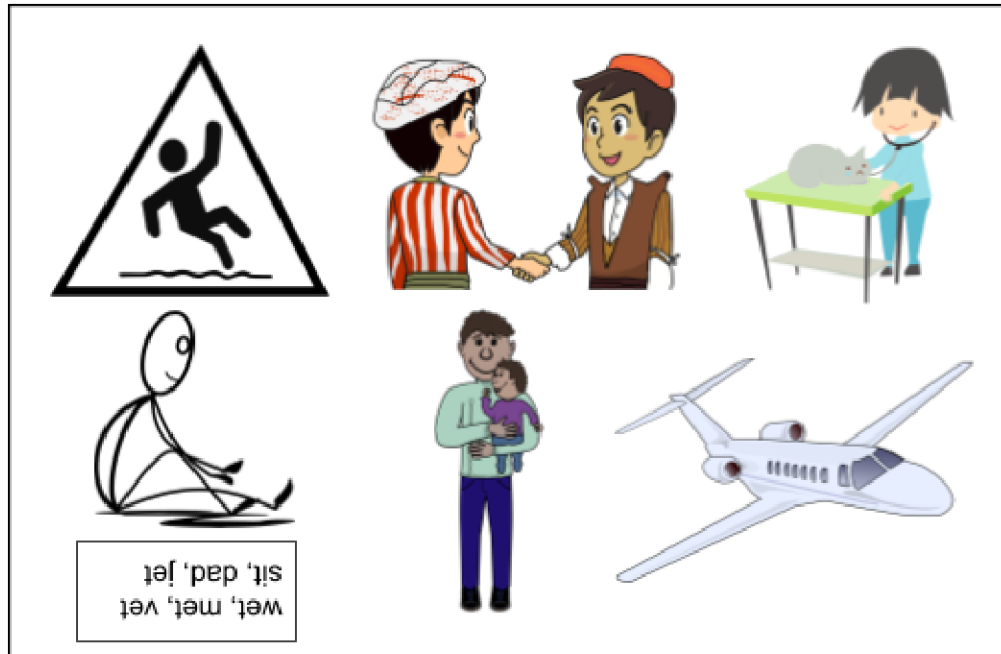


run



Name: \_\_\_\_\_

Circle all of the -ET words.



Thank you [opencart.org](https://www.opencart.org/) for the wonderful clipart!

Circle the ET in each word. Read each word. Trace each word. Write each word.

me




wa

je

Name: \_\_\_\_\_

Read the two words below. Cut out the graphemes (letters) below. Then match the graphemes (letters) to the pictures of the mouths saying the words, and glue. Write the words on the handwriting lines.

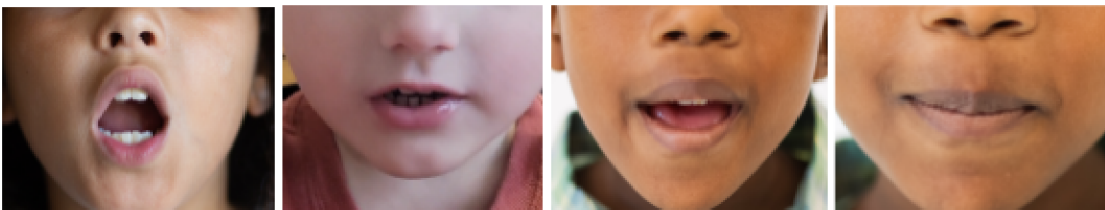
r	e	d	c	r	a	b
---	---	---	---	---	---	---



\_\_\_\_\_

-----

\_\_\_\_\_



\_\_\_\_\_

-----

\_\_\_\_\_

# First Stories Book 6: Dot and the Big Cat

## Extra Practice Post-Reading Worksheets

Name: \_\_\_\_\_

Finish writing each word. As you go down the list, each word will only change 1 letter. The first box has been completed for you as an example.

run  
ru\_g  
rag

crib  
cr\_\_b  
drab


men  
\_\_en  
hem

dig  
d\_\_g  
dot

Name: \_\_\_\_\_

Read the following story.

A big dog ran in the sand. A red crab pops up.  
The dog sniffs the crab in the sand. Oh no! The red  
crab got the big dog!





# First Stories Book 6:

## Dot and the Big Cat

# Answers

## Pre-Reading Worksheets

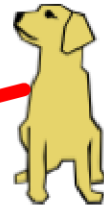
Your child will practice *CVC* words and a *CCVC* word, *crab*.

# Answers

Name: \_\_\_\_\_

Match the word to the picture.


red



dog



hen



cat




crab



fat



big



run



Name: Answers

Circle all of the -ET words.



Thank you openclipart.org for the wonderful clipart!

Circle the ET in each word. Read each word. Trace each word. Write each word.


met met

wet wet

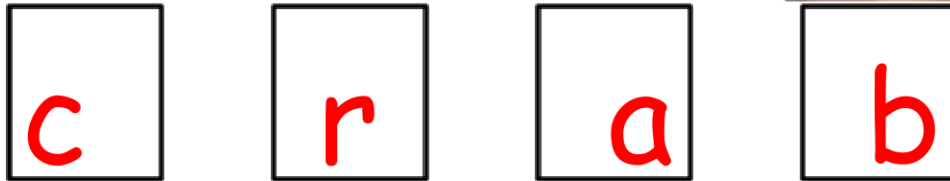
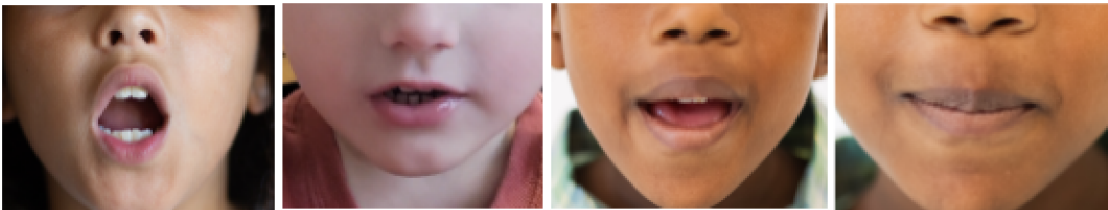
jet jet

Name: **Answers**

Read the two words below. Cut out the graphemes (letters) below. Then match the graphemes (letters) to the pictures of the mouths saying the words, and glue. Write the words on the handwriting lines.



red



crab

First Stories Book 6:

Dot and the Big Cat

**Answers**

Extra Practice

Post-Reading Worksheets

Name: Answers

Finish writing each word. As you go down the list, each word will only change 1 letter. The first box has been completed for you as an example.

run  
rug  
rag

crib  
crab  
drab

men  
hen  
hem

dig  
dog  
dot

Name: Answers

Read the following story.

A big dog ran in the sand. A red crab pops up.  
The dog sniffs the crab in the sand. Oh no! The red  
crab got the big dog!

